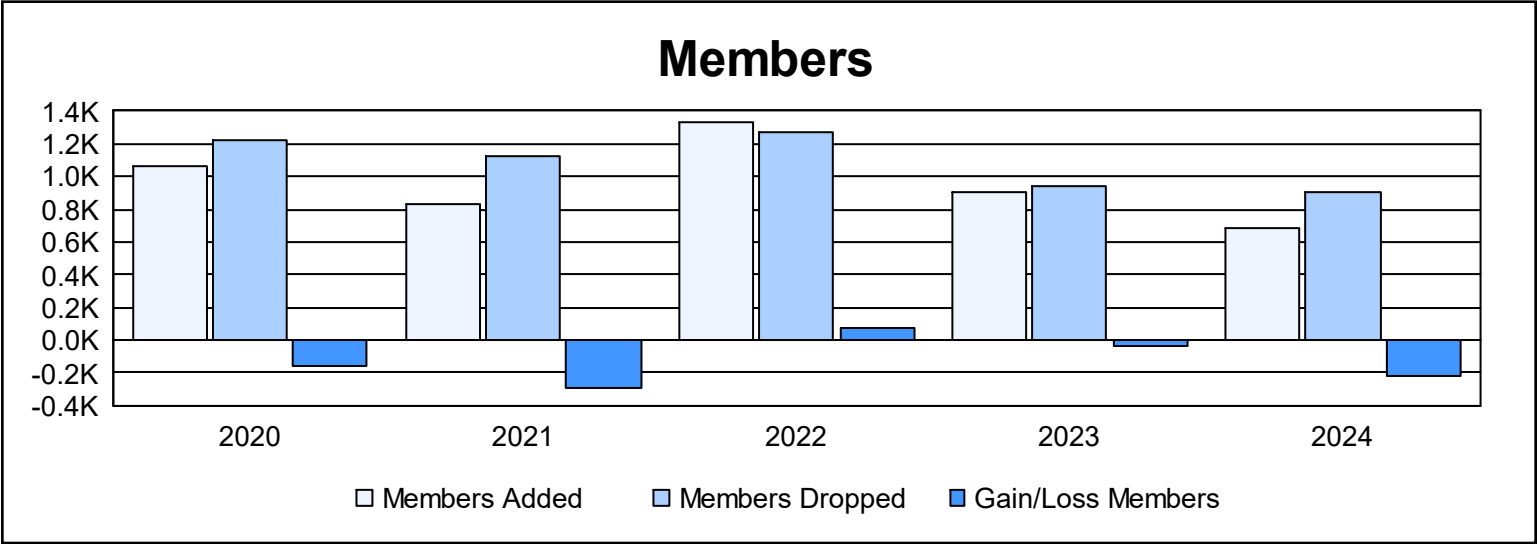
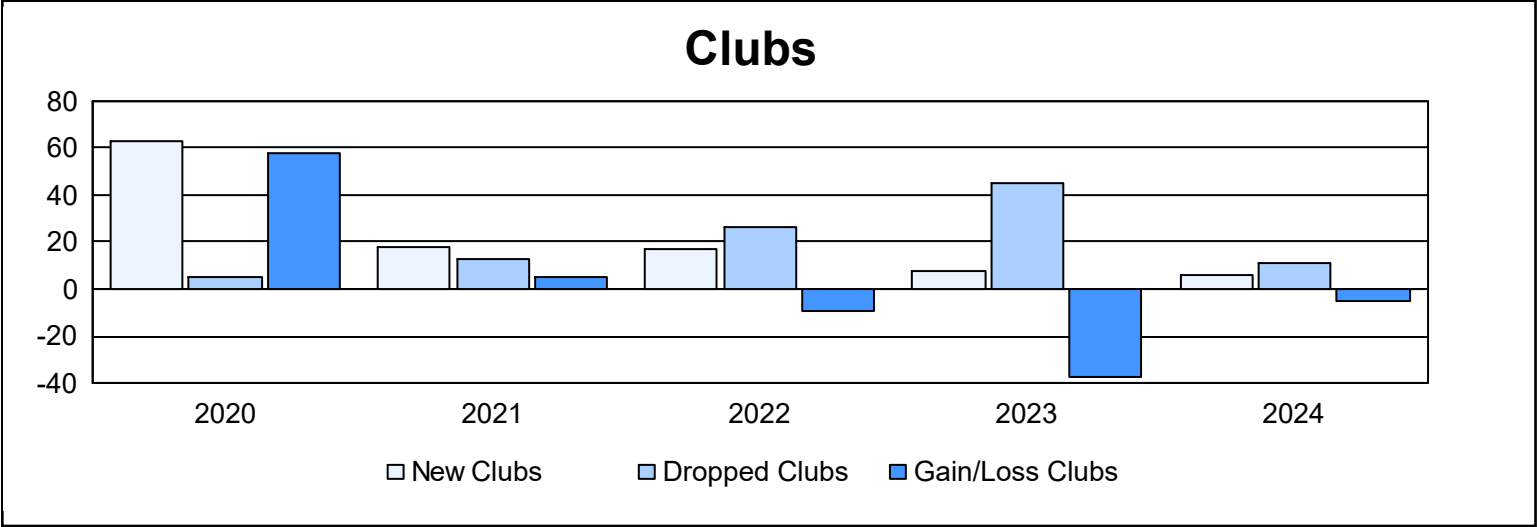
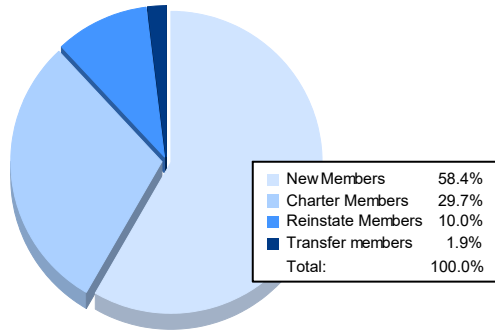


| Year | New Clubs | Dropped Clubs | Gain/ Loss Clubs | New Members | Charter Members | Reinstate Members | Transfer Members | Total Member Added | Total Members Dropped | Gain/ Loss Members |
|-----------|-----------|---------------|------------------|-------------|-----------------|-------------------|------------------|--------------------|-----------------------|--------------------|
| 2019-2020 | 63 | 5 | 58 | 322 | 551 | 179 | 15 | 1,067 | 1,223 | -156 |
| 2020-2021 | 18 | 13 | 5 | 481 | 215 | 111 | 27 | 834 | 1,130 | -296 |
| 2021-2022 | 17 | 26 | -9 | 698 | 445 | 158 | 36 | 1,337 | 1,268 | 69 |
| 2022-2023 | 8 | 45 | -37 | 512 | 299 | 47 | 50 | 908 | 939 | -31 |
| 2023-2024 | 6 | 11 | -5 | 402 | 204 | 69 | 13 | 688 | 907 | -219 |
| Average | 22 | 20 | 2 | 483 | 343 | 113 | 28 | 967 | 1,093 | -127 |



Membership Composition June 2024 Cumulative



Gender Composition June 2024 Cumulative

